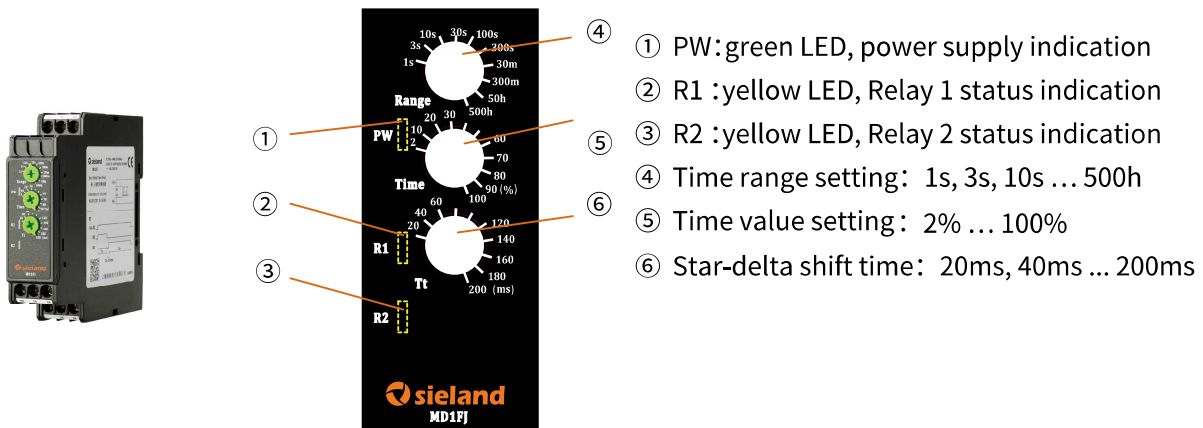


MD1FJ Star-delta Time Relay Specification



Products features:

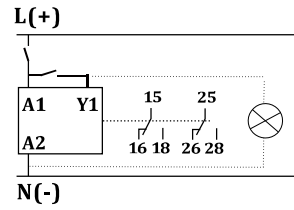
- Wide power supply range: 12-240V AC/DC
- Wide time setting: 0.02s - 500h
- Ten star-delta shift time: 20ms, 40ms ... 200ms

Technical data:

| | |
|-------------------------|------------------------|
| Rated voltage : | 12 - 240 V AC/DC |
| Rated frequency : | DC or 50/60Hz |
| Terminal type : | Screw terminals |
| Width : | 22.5 mm |
| Height : | 92 mm |
| Length : | 100 mm |
| Time range : | 0.02s - 500h |
| Setting accuracy : | ±10% |
| Repeatability : | ±0.5% |
| Temperature drift : | ±0.05%/°C |
| Voltage drift : | ±0.2%/V |
| Switching capacity : | 10A/250 V AC |
| Electrical durability : | 10 ⁵ cycles |
| Mechanical durability : | 10 ⁷ cycles |
| IP degree : | IP50/IP20 |
| Temp. for operation : | -40°C...60°C |
| Temp. for storage : | -40°C...85°C |
| Relay output : | 2 c/o (SPDT) |
| Mounting : | 35mm DIN rail |
| Standards : | IEC61812-1、GB14048.5 |

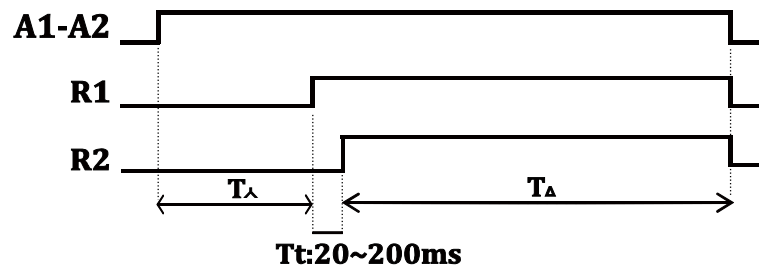
Reference figure for MD1FJ:

T: 0.02s-500h
A1-A2: 12-240V AC/DC, 50/60Hz
 ~ : 10A 250V AC/30V DC



Note: If A1-A2 is DC power supply, A1 must be positive, A2 must be negative

Function figure:



Delay time setting example

■ **Tλ** delay for 10s

Turn the time range knob to 10s, turn the percentage knob to 100%,

Then the time setting value is: **Tλ** = Rang * Time = 10s * 100% = 10s

■ Star-delta shift time for 60ms

Turn the knob Tt to 60ms, Then Tt = 60ms