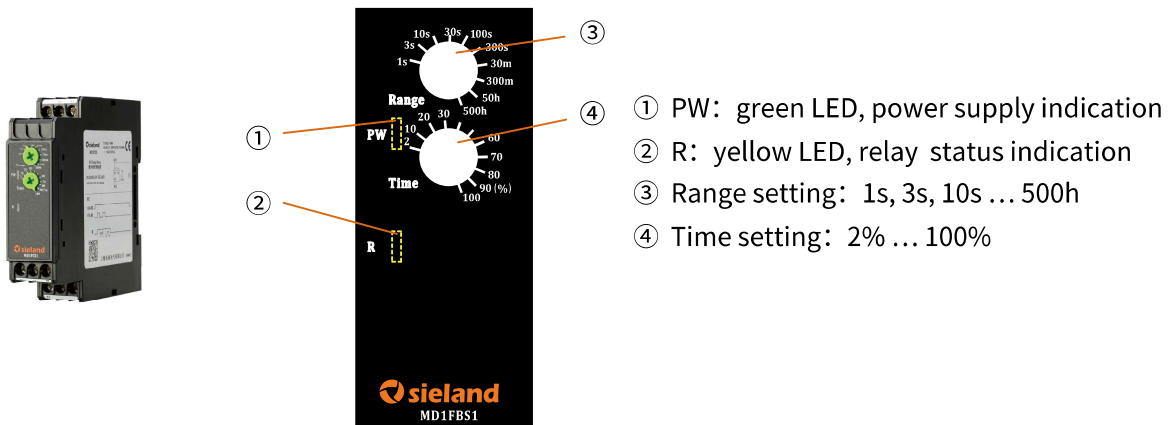


MD1FBS1 Interval Time Relay Specification



Products features:

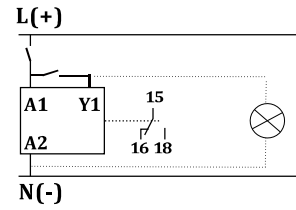
- Wide power supply range: 12-240V AC/DC
- Control signal Y1 can be connected to A1
- Wide time setting: 0.02s - 500h

Technical data:

Rated voltage :	12 - 240 V AC/DC
Rated frequency :	DC or 50/60Hz
Terminal type :	Screw terminals
Width :	22.5 mm
Height :	92 mm
Length :	100 mm
Time range :	0.02s - 500h
Setting accuracy :	±10%
Repeatability :	±0.5%
Temperature drift :	±0.05%/°C
Voltage drift :	±0.2%/V
Switching capacity :	10A/250 V AC
Electrical durability :	10 ⁵ cycles
Mechanical durability :	10 ⁷ cycles
IP degree :	IP50/IP20
Temp. for operation :	-40°C...60°C
Temp. for storage :	-40°C...85°C
Relay output :	2 c/o (SPDT)
Mounting :	35mm DIN rail
Standards :	IEC61812-1、GB14048.5

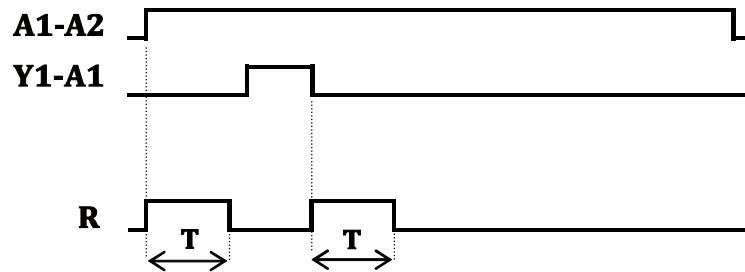
Reference figure for MD1FBS1:

T: 0.02s-500h
A1-A2: 12-240V AC/DC, 50/60Hz
 ⎓ : 10A 250V AC/30V DC



Note: If A1-A2 is DC power supply, A1 must be positive, A2 must be negative

Function figure:



Delay time setting example:

■ Delay for 3s

Turn the time range knob to 3s, turn the percentage knob to 100%,

Then the time setting value is: $T = \text{Rang} * \text{Time} = 3s * 100\% = 3s$

■ Delay for 5s

Turn the time range knob to 10s, turn the percentage knob to 50%,

Then the time setting value is: $T = \text{Rang} * \text{Time} = 10s * 50\% = 5s$